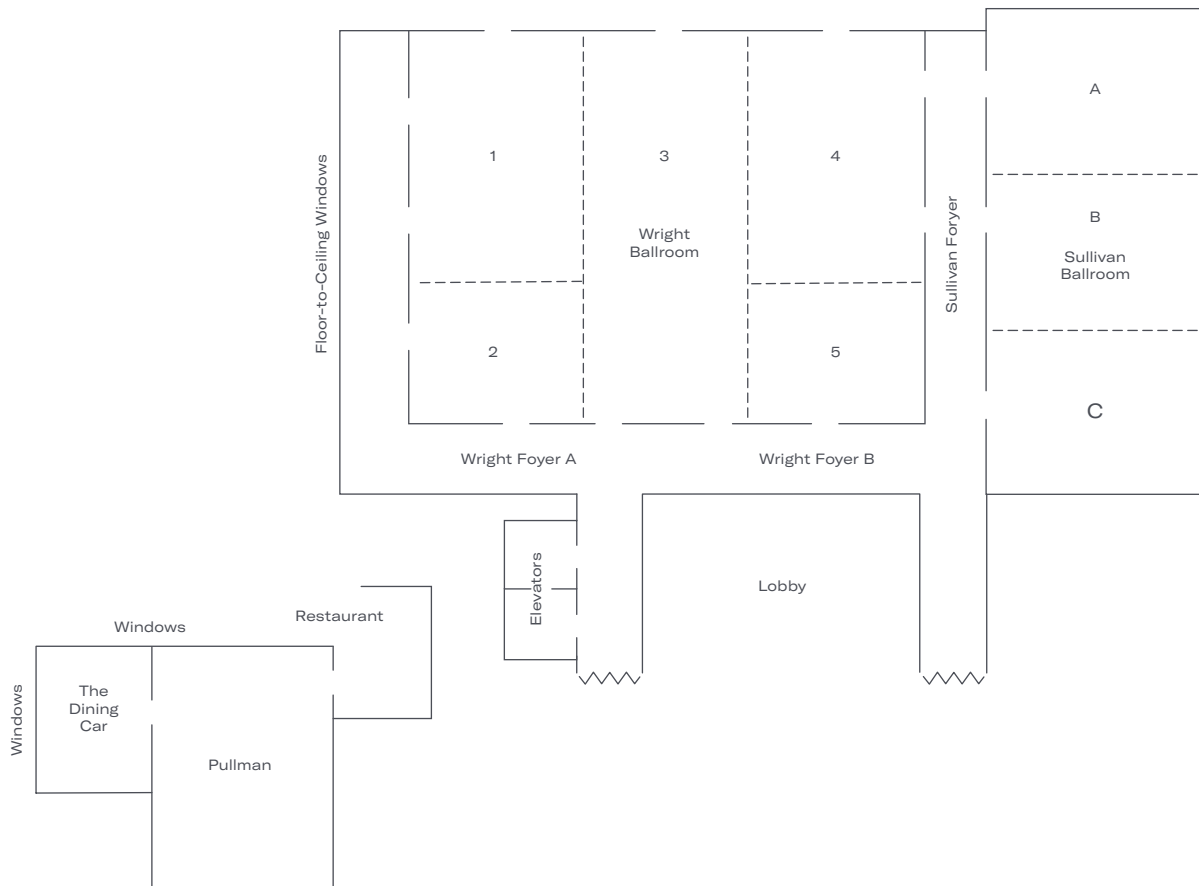
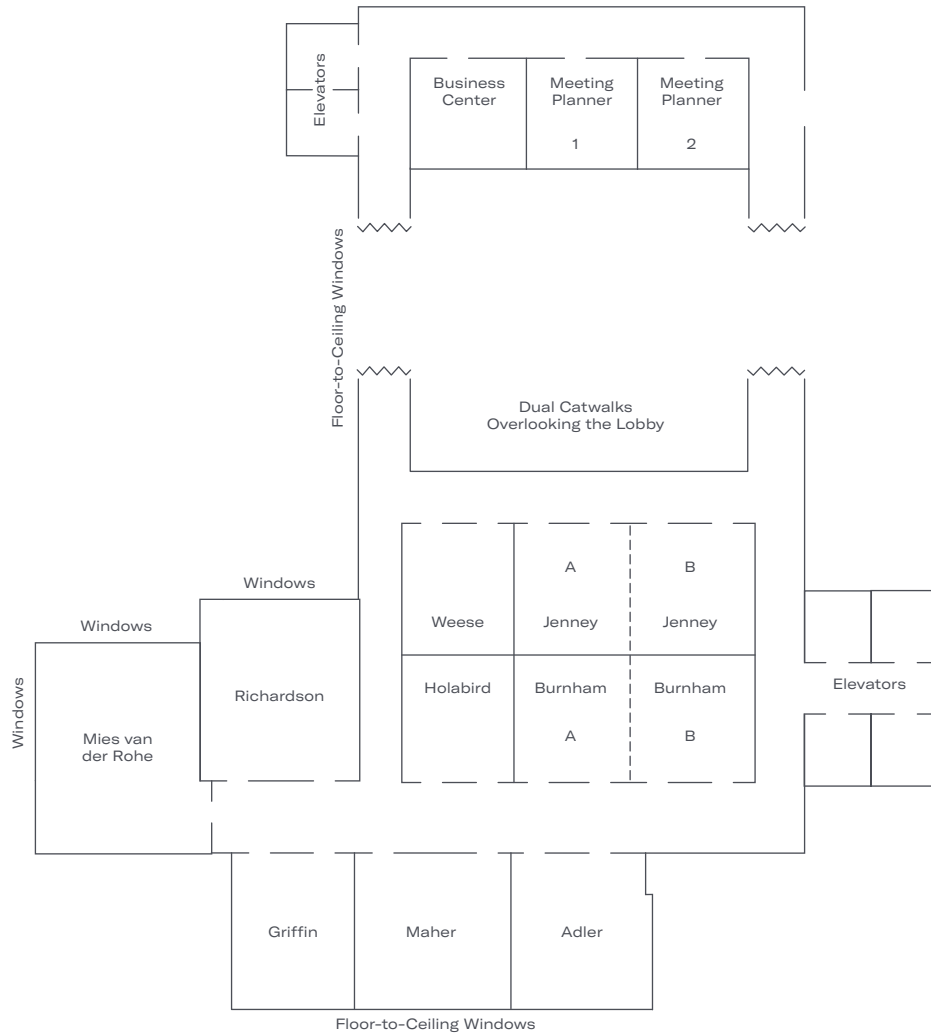


# First Level



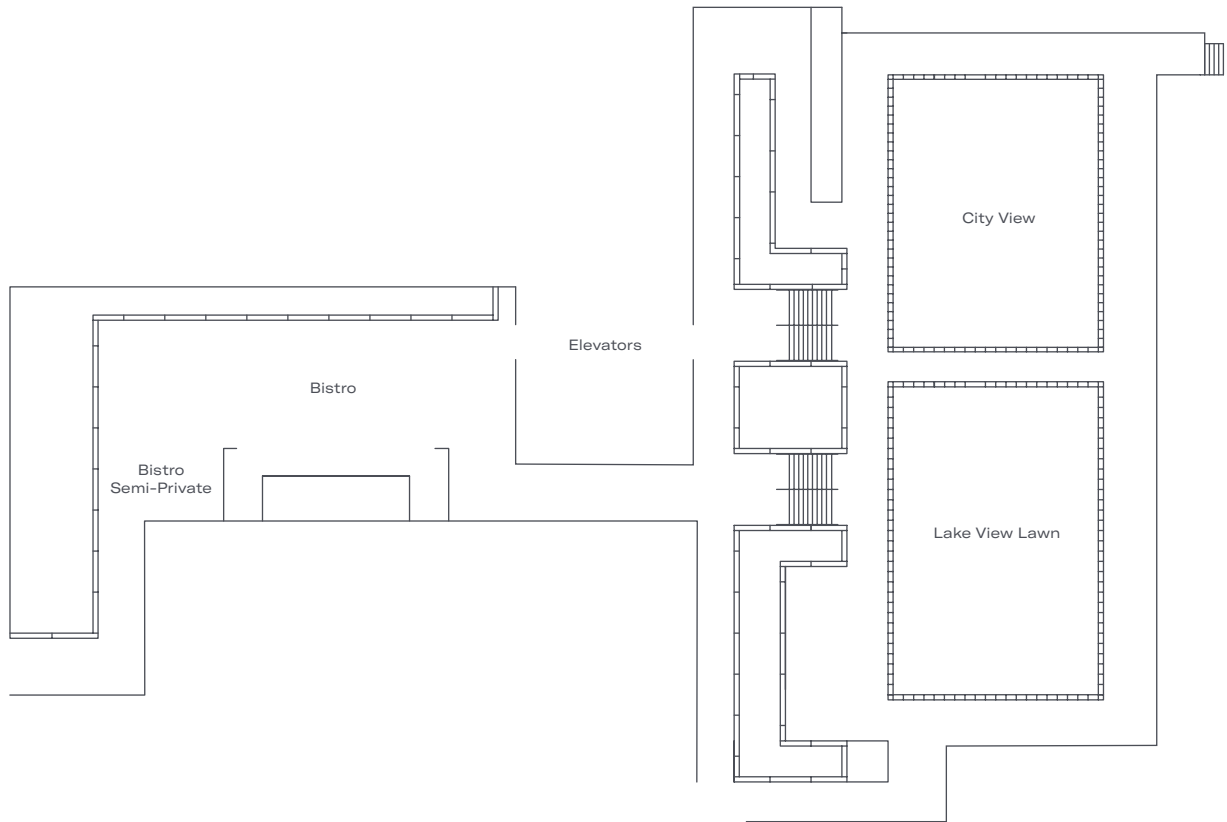
Venue	Dimensions (Ft.)	Sq. Ft.	Ceiling (Ft.)	Classroom	Banquet	Reception	Theater	Crescent	Hollow Square	U-Shape	Conference
<b>First level</b>											
Wright Ballroom	78 × 109	8,502	19	504	630	830	900				
Wright 1 or 4	51 × 35	1,875	19	108	120	250	182		60	48	36
Wright 2 or 5	27 × 35	945	19	60	70	120	103		36	33	24
Wright 1, 2 or 4, 5	78 × 35	2,730	19	162	210	275	266		78	69	66
Wright 3	78 × 38	2,964	19	162	210	275	252		78	63	66
Wright 1, 2, 3 or 3, 4, 5	78 × 73	5,694	19	324	420	520	480		114	87	
Wright Foyer West Extension	66 × 12	792	24								
Wright Foyer East Extension	143 × 23	3,289	12			350					
Sullivan Ballroom	106 × 46	4,876	18	297	360		480		114	99	84
Sullivan Ballroom A, B, or C	46 × 35	1,610	18	96	140	150	154		54	42	36
Sullivan Ballroom A, B, or B, C	75 × 46	3,450	18	192	240	300	308		108	84	72
Sullivan Foyer	14 × 86	1,204	12			150					
<b>Unique spaces</b>											
Pullman	51 × 24	1,224	10	90		150	132		48	42	42
The Dinging Car	35 × 23	805	10	42	60	80	70		30	30	30

## Second Level



Venue	Dimensions (Ft.)	Sq. Ft.	Ceiling (Ft.)	Classroom	Banquet	Reception	Theater	Crescent	Hollow Square	U-Shape	Conference
<b>Second level</b>											
Mies van der Rohe	32 × 28	896	10	54	60	100	108		42	33	28
Jenney	44 × 20	880	10	54	60	90	92		42	36	36
Jenney A or B	22 × 20	440	10	27	30	35	44		18	18	
Burnham	44 × 20	880	10	54	60	90	89		36	33	36
Burnham A or B	22 × 20	440	10	27	30	35	44		18	18	12
Adler	28 × 23	644	10	36	60	60	69		30	27	18
Weese	20 × 19	380	10	18	50	30	30		30	27	18
Holabird	20 × 19	380	10	18	20	30	30	12	18	15	12
Maher	28 × 25	700	10	45	50	84	84		30	27	24
Richardson	27 × 25	675	10	36	60	73	73		30	26	24
Griffin	28 × 16	448	10	18	20	30			18	15	12
Meeting Planner 1 or 2	17 × 12	204	10		10						6

# Outdoors



Venue	Dimensions (Ft.)	Sq. Ft.	Ceiling (Ft.)	Classroom	Banquet	Reception	Theater	Crescent	Hollow Square	U-Shape	Conference
<b>Outdoors</b>											
Garden Terrace	65 × 138	8,970			520	600	698				
City View Lounge	65 × 64	4,160				175	400				
Lake View Lawn	65 × 74	4,810			400	400	300				
The Bistro	82 × 26	2,132			120	150					



From left: City View Lounge and Lake View Lawn